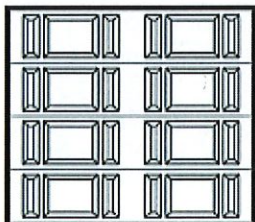


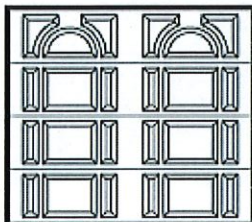
C.H.I. Fiberglass Garage Door Model 2700 Series



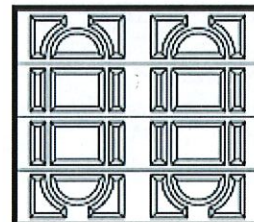
Construction



Model 2701



Model 2702



Model 2703

- Door sections are 2" thick with a formed fiberglass face and a 25-gauge flush steel interior skin that is factory-finished in white.
- Optional 1/2" insulated designer lites are available with a beveled acrylic face and 1/8" DSB obscure glass back with brass or platinum caming.
- Concealed steel plates run continuously from top to bottom of each section for fastening hardware.
- 20 gauge white painted end stiles.
- Heavy duty hardware.
- Bottom weather seal utilizes an aluminum retainer and extruded virgin vinyl.

- Available widths: 8', 9', 10', 12', 16', and 18'.
- Available heights: 7' to 14' in 3" increments.


Insulation

- Thermally-broken urethane insulation for optimum weather protection.
- Insulating R-value of 16.95


Colors



- Optional Wood-Tone:



- Unfinished (tan) exterior skins are available for field gel staining.



WINDOW OPTIONS

[Glazing](#)

[Designs](#)