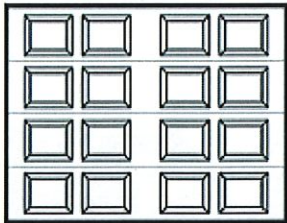


## C.H.I. Fiberglass Garage Door Models 2751 and 2752




**Model 2751** -- All sections square

**Model 2752** -- Arch top with balance of sections square



**Model 2751**



**Model 2752**

### Construction

- Door sections are 2" thick with a formed fiberglass face and a 25-gauge flush steel interior skin that is factory-finished in white.
- Optional 1/2" insulated designer lites are available with a beveled acrylic face and 1/8" DSB obscure glass back with brass or platinum caming.
- Concealed steel plates run continuously from top to bottom of each section for fastening hardware.
- 20 gauge white painted end stiles.
- Heavy duty hardware.

- Bottom weather seal utilizes an aluminum retainer and extruded virgin vinyl.
- Available widths: 8', 9', 10', 12', 16', and 18'.
- Available heights: 7' to 14' in 3" increments (except 8'3", 8'6", 10'3").


### ***Insulation***

- Thermally-broken urethane insulation for optimum weather protection.
- Insulating R-value of 16.95

### ***Colors***



- Optional Wood-Tone:



- Unfinished (tan) exterior skins are available for field gel staining.



## **WINDOW OPTIONS**