


Clopay Residential Garage Door Wood -- Classic Line Models 33, 32A



Model 33 -- 1 5/8" section thickness; plain windows available.

Model 32A -- 1 3/8" section thickness; decorative window inserts available.

Construction

- Models 33SS and 33SP constructed of Luan panels on interior and exterior. Stain and paint grade available.
- Models 33RS and 33RP constructed of rough sawn fir panel on exterior and interior Luan panel. Stain and paint grade available.

Insulation

- Insulated doors with 1 lb. density polystyrene.

- Plywood facing bonded to both sides of the frame and the polystyrene core.
- R-value of 5.9

Panel Material



Luan


- Factory priming standard on Model 32A.
- Optional factory priming available on Models 33RP and 33SP.

Warranty

- 1-year limited

WINDOW OPTIONS

Model 33




Plain -- Short



Plain -- Long

Model 32A



Plain -- Short



Plain -- Long



Cathedral -- Short



Sunset -- Long