

C.H.I. Garage Door Ribbed Steel Models 3250, 3251 & 3252



Model 3250 -- Uninsulated

Construction

- Roll-formed 25-gauge steel sections are 2" thick, hot-dipped galvanized with a baked-on polyester finish.
- Stiles are box-shaped and galvanized and face-riveted versus glued.
- Section joints are tongue-and-groove.
- Tracks (2" or 3") available in bracket mount, angle mount, clip angle mount, 12" radius, 15" radius, high lift, vertical lift, roof pitch or dual track low headroom.
- Torsion springs are helically wound with stress relieved, oil-tempered wire.
- Springs are individually calibrated for each door.
- Couner-balance torsion shafts are galvanized for rust resistance.
- Bottom "U" type astragal is a standard feature.

Model 3251 -- Insulated with Vinyl Back

All of the above plus:

- 1 1/2" thick polystyrene insulation with a high-impact vinyl back cover.
- Insulating R-value of 8.00

Model 3252 -- Insulated with Steel Back

All of the above except:


- 1 1/2" thick polystyrene insulation with a 27-gauge steel back.
- Insulating R-value of 8.00

Colors




White

C.H.I. Commercial Garage Door Window Options




24" x 6"



24" x 12"



34" x 16" (Insulated Doors Only)



Full View

