

Clopay Residential Garage Door Gallery Collection Models GD1SP & GD1LP



Model GD1SP -- Carriage House Short Design, Insulated

Model GD1LP -- Carriage House Long Design, Insulated

Construction

- Steel coated with hot dipped galvanizing and topped with a baked-on primer and top coat for a virtually maintenance-free surface.
- Deep embossed panels with natural woodgrain texture create authentic carriage house style designs.
- Short and long panel styles with deep vertical grooves complement any home style.
- Galvanized torsion springs are attractive and longer lasting.
- Nylon rollers are durable and quiet.
- Rust-proof aluminum bottom weatherseal retainer and vinyl astragal help seal out the elements.

Insulation

- 1 3/8" thick expanded polystyrene insulation is bonded to the exterior and interior steel skins with a thermal break to make these doors strong and energy efficient.
- Insulating R-Value of 6.5 for optimal energy efficiency and comfort.


Colors



White



Sandtone



Almond

Warranty

- Limited lifetime on paint.
- 10-year limited on windows.
- 3-year limited on hardware.

WINDOW OPTIONS

HARDWARE OPTIONS

Standard Hardware




Handle



Step Plate

Optional Hardware



Key Locks



Strap Hinge

Clopay Residential Garage Doors Gallery Collection Window & Insert Options

Sample Designs



Plain Glass -- Short



Plain Glass -- Long



Plain Arch -- Short



Plain Arch -- Long



Square Grille -- Short



Square Grille -- Long



Rectangular Grille -- Long



Arch 3 Grille



Arch 1 Grille




Arch 2 Grille

Check with Alliance for the many other window panel configurations available on the Clopay Gallery Collection doors.

Wrought Iron Designs



Short



Long



Arch

